



Employment Facts and Statistics

Office of Economic Opportunity
 Veterans Benefits Administration
 BLS Figures (non-seasonally adjusted)

October-17

Unemployment

Cohort (% of total)	Rate	Change	Level	Change	Non-Vets
National	4.1%	-0.1%	6.5M	300,000	-
>27 Weeks			1.6M	100,000	-
All Veterans (100%)	2.7%	-0.3%	278,000	-31,000	3.8%
Male	2.8%	0.0%	253,000	2,000	3.9%
Female	2.1%	-2.4%	26,000	-32,000	3.7%
Post-9/11 Veterans (43%)	3.6%	-0.3%	120,000	-11,000	-
Male	3.7%	0.3%	104,000	10,000	-
Female	3.3%	-3.6%	16,000	-21,000	-
18-24 Veterans (3%)	4.3%	0.0%	8,000	1,000	8.2%
Male	5.0%	1.6%	8,000	3,000	9.3%
Female*	-	-	-	-	7.0%
25-34 Veterans (30%)	6.0%	-0.1%	83,000	-1,000	4.3%
Male	5.7%	1.0%	67,000	14,000	4.0%
Female	7.3%	-5.2%	16,000	-15,000	4.6%
35-44 Veterans (12%)	1.8%	-0.9%	33,000	-20,000	2.9%
Male	1.8%	-1.1%	29,000	-19,000	2.6%
Female	1.6%	0.1%	5,000	0	3.2%
45-54 Veterans (15%)	1.6%	-0.8%	42,000	-22,000	2.6%
Male	1.7%	-0.4%	38,000	-10,000	2.6%
Female	1.2%	-3.2%	4,000	-12,000	2.6%
55+ Veterans (40%)	2.7%	0.3%	112,000	11,000	2.9%
Male	3.0%	0.5%	112,000	15,000	3.1%
Female	0.1%	-1.2%	0	-4,000	2.7%

* Does not meet BLS publication criteria

- 15,000 (9%) of all 18-54 Veterans (166,000) are enrolled in school either part time or full time

Unemployed by State Data

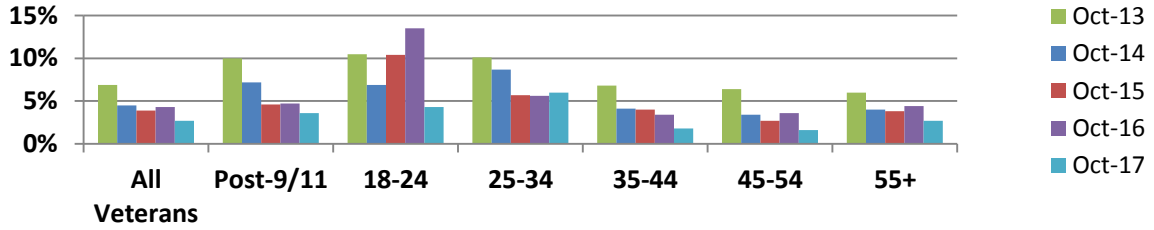
Highest Levels (33% of total)	Level	Highest Rates	Rate
North Carolina	18,000	Rhode Island	10.6%
Florida	17,000	Washington, DC	*10.0%
California	16,000	Wyoming	8.1%
Virginia	14,000	Oregon	6.9%
Illinois / Ohio	13,000	Nevada / South Carolina	6.1%

* Does not meet BLS publication criteria

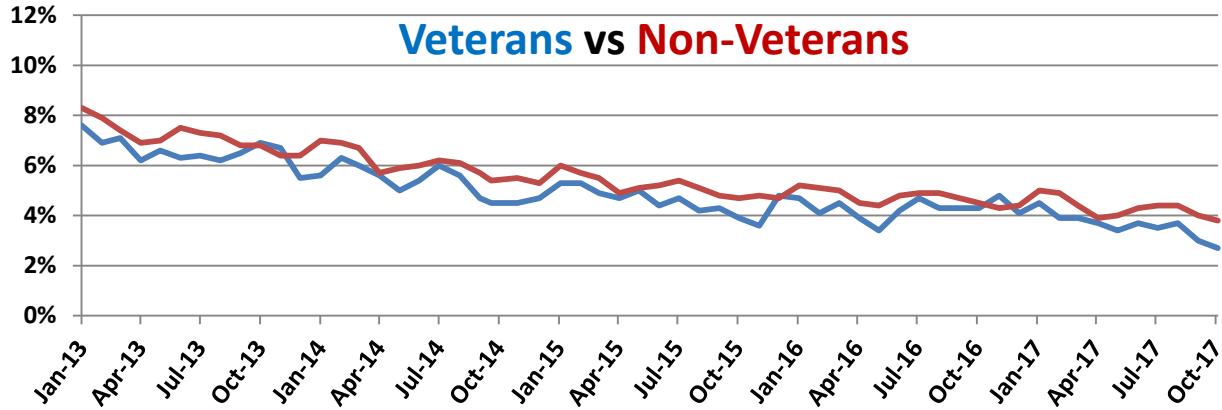
Employment Sectors

Sector	+/-	Sector	+/-
Leisure & Hospitality	89,000	Retail	Even
Professional/Business	50,000	Government	Even
Manufacturing	24,000	Wholesale Trade	Even
Healthcare	22,000	Financial	Even
Construction	Even	Transportation/Warehousing	Even

Year-Over-Year Comparison



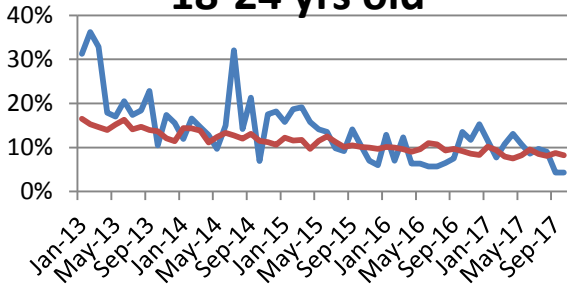
Veterans vs Non-Veterans



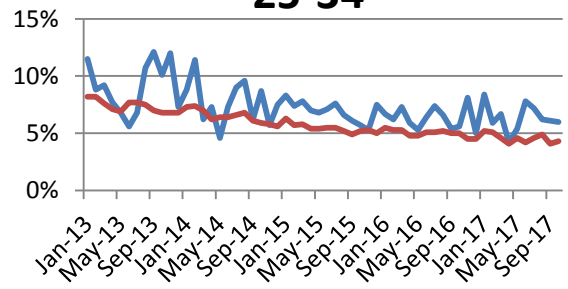
Vets / Non-Vets

Vets / Non-Vets

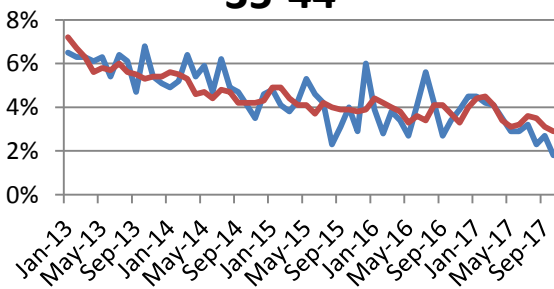
18-24 yrs old



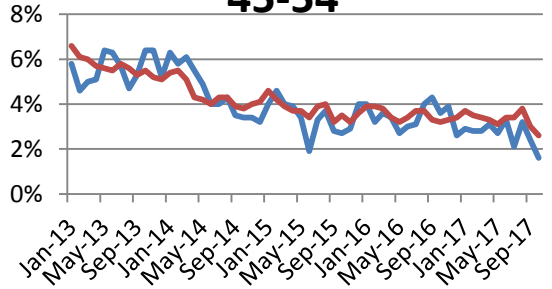
25-34



35-44



45-54



55+

